

Prepared for:
GLEN CHRISTENSEN
CHRISTENSEN FARMS
121 FIRST AVE SOUTH
SLEEPY EYE, MN 56085
Phone: 794-5310

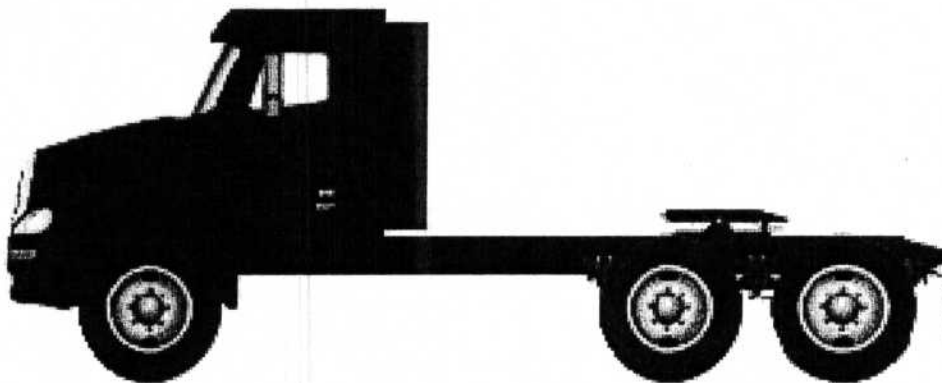
Prepared by:
Don Neeb
WESTMAN FREIGHTLINER,
INC.
2200 4TH AVE. NORTH
MANKATO, MN 56001
Phone: 507-625-4118

A proposal for
CHRISTENSEN FARMS

Prepared by
WESTMAN FREIGHTLINER, INC.
Don Neeb

January 8, 2007

COLUMBIA CL120 CONVENTIONAL CHASSIS



*Specs for
11 new
Seminis*

Application Version 6.0.018
Data Version PRL-029.002
LATE 07 IOWA WITH EQUIPMENT



01/08/2007 11:57 AM

Page 1 of 23

Prepared for:
GLEN CHRISTENSEN
CHRISTENSEN FARMS
121 FIRST AVE SOUTH
SLEEPY EYE, MN 56085
Phone: 794-5310

Prepared by:
Don Neeb
WESTMAN FREIGHTLINER,
INC.
2200 4TH AVE. NORTH
MANKATO, MN 56001
Phone: 507-625-4118

TABLE OF CONTENTS

QUOTATION	4
SPECIFICATION PROPOSAL	6
SHIFT CHART	32
OPERATING RANGE	35
DIMENSIONS	38
UNLADEN FRAME HEIGHT	40



Prepared for:
GLEN CHRISTENSEN
CHRISTENSEN FARMS
121 FIRST AVE SOUTH
SLEEPY EYE, MN 56085
Phone: 794-5310

Prepared by:
Don Neeb
WESTMAN FREIGHTLINER,
INC.
2200 4TH AVE. NORTH
MANKATO, MN 56001
Phone: 507-625-4118

Q U O T A T I O N

COLUMBIA CL120 CONVENTIONAL CHASSIS

SET BACK AXLE - TRACTOR
MBE4000-450 12.8L 450 HP @ 1900 RPM, 2000 GOV
RPM; 1550 LB/FT @ 1100 RPM
EATON FULLER FRO-15210C TRANSMISSION
RT-40-145 R-SERIES TANDEM REAR AXLE @ 40,000#
AIRLINER 40,000# EXTRA DUTY REAR SUSPENSION
STEERTEK SW 3.50" DROP FF1 FRONT AXLE @ 12,000#
AIRLINER 12,000# FRONT AIR SUSPENSION
120" CONVENTIONAL CAB

NO SLEEPER BOX/SLEEPER CAB
4825MM (190") WHEELBASE
FONTAINE NO-SLACK II 7000 SERIES 7A36
STATIONARY INTEGRAL ANGLE FIFTH WHEEL
WITH CAST TOP PLATE
9/32" X 3-7/16 X 10-1/16" STEEL FRAME (7.14MM X
255.6MM/.281" X 10.06") 120KSI
1425MM (56") REAR FRAME OVERHANG

	PER UNIT	TOTAL
VEHICLE PRICE		
EXTENDED WARRANTY		
DEALER INSTALLED OPTIONS		
CUSTOMER PRICE BEFORE TAX		

TAXES AND FEES

FEDERAL EXCISE TAX (FET)
TAXES AND FEES
OTHER CHARGES

TRADE-IN

TRADE-IN ALLOWANCE

BALANCE DUE (LOCAL CURRENCY)

COMMENTS:

Projected delivery on ___ / ___ / ___ provided the order is received before ___ / ___ / ___.


APPROVAL:

Please indicate your acceptance of this quotation by signing below:

Customer: X _____ Date: ___ / ___ / ___.



Prepared for:
 GLEN CHRISTENSEN
 CHRISTENSEN FARMS
 121 FIRST AVE SOUTH
 SLEEPY EYE, MN 56085
 Phone: 794-5310




Prepared by:
 Don Neeb
 WESTMAN FREIGHTLINER, INC.
 2200 4TH AVE. NORTH
 MANKATO, MN 56001
 Phone: 507-625-4118

S P E C I F I C A T I O N P R O P O S A L

Data Code	Description	Weight Front	Weight Rear	Retail Price
Price Level				
PRL-029	COLUMBIA PRL-029 (EFF:10/12/05)			N/C
Data Version				
DRL-002	SPECPRO21 DATA RELEASE VER 002			N/C
Vehicle Configuration				
001-251	COLUMBIA CL120 CONVENTIONAL CHASSIS	7,670	6,690	\$118,652.00
004-207	2007 MODEL YEAR SPECIFIED			N/C
002-002	SET BACK AXLE - TRACTOR			STD
003-001	LH PRIMARY STEERING LOCATION			STD
General Service				
AA1-001	TRACTOR/TRAILER CONFIGURATION			STD
AA6-002	DOMICILED, USA 49 STATES (WITHOUT CALIFORNIA)			N/C
A85-005	LINEHAUL/LONG HAUL SERVICE			STD
A84-1GF	GENERAL FREIGHT BUSINESS SEGMENT			STD
AA4-003	DRY BULK COMMODITY			N/C
AA5-002	TERRAIN/DUTY: 100% (ALL) OF THE TIME, IN TRANSIT, IS SPENT ON PAVED ROADS			STD
AB1-008	MAXIMUM 8% EXPECTED GRADE			STD
AB5-001	SMOOTH CONCRETE OR ASPHALT PAVEMENT - MOST SEVERE IN-TRANSIT (BETWEEN SITES) ROAD SURFACE			STD
995-1AD	FREIGHTLINER LEVEL I WARRANTY			STD
A66-99D	EXPECTED FRONT AXLE(S) LOAD : 12000.0 lbs			
A68-99D	EXPECTED REAR DRIVE AXLE(S) LOAD : 34000.0 lbs			
A63-99D	EXPECTED GROSS VEHICLE WGT CAPACITY : 46000.0 lbs			
A70-99D	EXPECTED GROSS COMBINATION WEIGHT : 80000.0 lbs			
Tractor Service				
AA2-003	TANK TRAILER			N/C
AH6-001	SINGLE (1) TRAILER			STD
Engine				



Prepared for:
 GLEN CHRISTENSEN
 CHRISTENSEN FARMS
 121 FIRST AVE SOUTH
 SLEEPY EYE, MN 56085
 Phone: 794-5310



Prepared by:
 Don Neeb
 WESTMAN FREIGHTLINER, INC.
 2200 4TH AVE. NORTH
 MANKATO, MN 56001
 Phone: 507-625-4118

Data Code	Description	Weight Front	Weight Rear	Retail Price
101-13R	MBE4000-450 12.8L 450 HP @ 1900 RPM, 2000 GOV RPM; 1550 LB/FT @ 1100 RPM	-480		\$2,794.00

Electronic Parameters


ED2-99D	ROAD SPEED LIMIT MPH : 75.0			
EC2-99D	MIN CRUISE CONTROL MPH : 30.0			
EF6-99D	MAX RPM FOR PTO : 1200.0			
EE3-002	DDC/MBE IDLE TIMER SHUTDOWN OVERRIDE - N			N/C
EF1-009	PTO FUNCTION - ENABLE			N/C
EE1-002	DDC/MBE IDLE TIMER SHUTDOWN ENABLE - N			N/C
EF2-99D	PTO RPM W/CRSCTL SET SW OR CAT ON/OFF SW : 1000.0			
EFJ-99D	PTO VEHICLE SPEED LIMIT : 6.0			
EFO-003	PTO THROTTLE OVERRIDE - DISABLE			N/C
EFQ-003	PTO DROPOUT ON CLUTCH - YES			N/C
EFU-99D	THROTTLE OVERRIDE IN PTO MAX ENGINE SPD : 1400.0			
EF4-99D	MIN RPM FOR PTO : 600.0			
EJI-99D	SET PTO MAXIMUM ENGINE TORQUE : 600.0			
EJ1-002	ENABLE ENGINE BRAKE ON CRUISE - N			N/C
EJ5-99D	MIN CRUISE OVRSPD BRAKE LOW : 1.0			
EJ7-99D	MIN CRUISE OVRSPD BRAKE HIGH : 3.0			

Engine Equipment

99C-007	2004 EPA/CARB EMISSION CERTIFICATION			STD
105-001	ENGINE MOUNTED OIL CHECK AND FILL			STD
133-003	SIX PIECE VALVE COVER			N/C
014-031	LOWER WINDSHIELD AIR INTAKE WITH DONALDSON AIR CLEANER MOUNTED IN ENGINE COMPARTMENT			STD
124-1CN	DR 12V 145 AMP 24-SI QUADRA MOUNT PAD ALTERNATOR			STD
292-097	(2) ALLIANCE 1131 GROUP 31 12V MF 1900 CCA THREADED STUD BATTERIES			STD
290-023	CONVENTIONAL STYLE BATTERY BOX, DIAMOND PLATE FACE, FRAME MOUNTED, CAB ACCESS			STD
282-002	SINGLE BATTERY BOX FRAME MOUNTED RH SIDE UNDER CAB			N/C
* 291-017	WIRE GROUND RETURN FOR BATTERY CABLES WITH ADDITIONAL FRAME GROUND RETURN			\$99.00
289-001	NON-POLISHED BATTERY BOX COVER			STD
295-001	POSITIVE POST FOR JUMP START	5		\$69.00



Prepared for:
 GLEN CHRISTENSEN
 CHRISTENSEN FARMS
 121 FIRST AVE SOUTH
 SLEEPY EYE, MN 56085
 Phone: 794-5310



Prepared by:
 Don Neeb
 WESTMAN FREIGHTLINER, INC.
 2200 4TH AVE. NORTH
 MANKATO, MN 56001
 Phone: 507-625-4118

Data Code	Description	Weight Front	Weight Rear	Retail Price
180-033	EATON FULLER 15-1/2" DAMPENED CERAMIC 2 PLATE, 4 BUTTON, 7 SPRING, LOW RATE, EASY PEDAL CLUTCH			(\$137.00)
183-008	TORQUE-LIMITING CLUTCH BRAKE			STD
181-006	ZERK FITTINGS W/EXTENSION HOSES; CLUTCH RELEASE BEARING LUBE AND X-SHAFT, LOCATED ON LH RAIL			\$154.00
107-005	WABCO 15.5 CFM AIR COMPRESSOR			N/C
131-008	TEFLON COMPRESSOR DISCHARGE LINE WITH ST4 SAFETY VALVE			\$22.00
152-041	ELECTRONIC ENGINE INTEGRAL SHUTDOWN PROTECTION SYSTEM			STD
128-087	MERCEDES BENZ OFF/LOW/HIGH COMPRESSION AND EXHAUST BRAKE			N/C
016-030	CAB/FRAME MOUNTED VERTICAL, SINGLE EXHAUST	-20	-10	\$134.00
239-044	12' 00" (144"+0/-6") EXHAUST SYSTEM HEIGHT			\$8.00
233-001	CHROME UPPER STACK(S)			\$81.00
237-051	VERTICAL CURVED TAILPIPE(S), RH (SINGLE EXHAUST) OR RH AND LH SIDES (DUAL EXHAUST)			\$19.00
242-001	STAINLESS STEEL AFTERTREATMENT DEVICE/MUFFLER/TAILOPIPE SHIELD			\$34.00
273-018	HORTON DRIVEMASTER ON/OFF FAN DRIVE			STD
276-022	AUTOMATIC CONTROL WITH DASH SWITCH AND INDICATOR LIGHT WITH HORTON HG300 SOLENOID, NON ENGINE MOUNTED			\$48.00
110-040	MBE FUEL FILTER			N/C
118-001	FULL FLOW OIL FILTER			STD
266-054	1350 SQUARE INCH RADIATOR			STD
103-004	ANTIFREEZE TO -34F, TEXACO EXTENDED LIFE COOLANT			\$122.00
171-007	GATES BLUE STRIPE COOLANT HOSES			\$54.00
172-001	CONSTANT TENSION HOSE CLAMPS FOR COOLANT HOSES			STD
270-010	RADIATOR DRAINCOCK			\$9.00
138-005	PHILLIPS-TEMRO 1500 WATT/115 VOLT BLOCK HEATER	4		\$110.00
166-002	PHILLIPS-TEMRO 150 WATT/115 VOLT OIL PREHEATER	4		\$93.00
140-053	BLACK PLASTIC ENGINE HEATER RECEPTACLE MOUNTED UNDER LH DOOR			N/C
134-001	ALUMINUM FLYWHEEL HOUSING			STD
155-054	DELCO 12V 39MT HD/OCP STARTER WITH THERMAL PROTECTION			\$41.00

Transmission



Prepared for:
 GLEN CHRISTENSEN
 CHRISTENSEN FARMS
 121 FIRST AVE SOUTH
 SLEEPY EYE, MN 56085
 Phone: 794-5310

x

Prepared by:
 Don Neeb
 WESTMAN FREIGHTLINER, INC.
 2200 4TH AVE. NORTH
 MANKATO, MN 56001
 Phone: 507-625-4118


Data Code	Description	Weight Front	Weight Rear	Retail Price
342-417	EATON FULLER FRO-15210C TRANSMISSION			\$954.00
Transmission Equipment				
347-002	ALUMINUM CLUTCH HOUSING			STD
341-017	MAGNETIC PLUGS, ENGINE DRAIN, TRANSMISSION FILL AND DRAIN, AXLE(S) FILL AND DRAIN			STD
345-001	PAINTED SHIFT LEVER, SOLID LINKAGE			STD
370-002	AIR TO OIL TRANSMISSION COOLER	15		\$254.00
Front Axle and Equipment				
400-1AW	STEERTEK SW 3.50" DROP FF1 FRONT AXLE @ 12,000#	-30		\$215.00
402-020	MERITOR 15X4 Q+ CAM FRONT BRAKES			STD
403-002	NON-ASBESTOS FRONT BRAKE LINING			STD
419-027	CONMET CASTLITE CAST IRON FRONT BRAKE DRUMS	-20		\$73.00
409-021	CHICAGO RAWHIDE SCOTSEAL PLUS XL FRONT OIL SEALS			STD
408-001	VENTED FRONT HUB CAPS - OIL			STD
416-022	STANDARD SPINDLE NUTS FOR ALL AXLES			STD
405-002	MERITOR AUTOMATIC FRONT SLACK ADJUSTERS			STD
536-050	TRW THP-60 POWER STEERING			STD
539-003	POWER STEERING PUMP			STD
534-015	2 QUART SEE THROUGH POWER STEERING RESERVOIR			STD
Front Suspension				
620-1AH	AIRLINER 12,000# FRONT AIR SUSPENSION	-50		\$801.00
619-005	MAINTENANCE FREE RUBBER BUSHINGS - FRONT SUSPENSION			STD
410-001	FRONT SHOCK ABSORBERS			STD
Rear Axle and Equipment				
420-101	RT-40-145 R-SERIES TANDEM REAR AXLE @ 40,000#			STD
421-358	3.58 REAR AXLE RATIO			N/C
424-003	IRON REAR AXLE CARRIER WITH OPTIONAL HEAVY DUTY AXLE HOUSING		30	\$90.00
386-044	RPL25 MERITOR MAIN DRIVELINE	50	50	\$825.00
388-039	RPL20 MERITOR INTERAXLE DRIVELINE			\$196.00
452-006	DRIVER CONTROLLED TRACTION DIFFERENTIAL - BOTH TANDEM REAR AXLES		30	\$1,264.00
878-001	INTERAXLE AND/OR DIFFERENTIAL LOCKOUT WITH INDICATOR LIGHT			STD
595-026	MOBIL SYNTHETIC 50W TRANSMISSION OIL AND 75W-90W ALL AXLES			\$257.00

Prepared for:
 GLEN CHRISTENSEN
 CHRISTENSEN FARMS
 121 FIRST AVE SOUTH
 SLEEPY EYE, MN 56085
 Phone: 794-5310



Prepared by:
 Don Neeb
 WESTMAN FREIGHTLINER, INC.
 2200 4TH AVE. NORTH
 MANKATO, MN 56001
 Phone: 507-625-4118

Data Code	Description	Weight Front	Weight Rear	Retail Price
423-020	MERITOR 16.5X7 Q+ CAST SPIDER CAM REAR BRAKES, DOUBLE ANCHOR, FABRICATED SHOES		24	\$28.00
433-002	NON-ASBESTOS REAR BRAKE LINING			STD
434-001	CAM BRAKE AUXILIARY SUPPORT BRACKETS			N/C
451-027	CONMET CASTLITE CAST IRON REAR BRAKE DRUMS		-40	\$136.00
440-001	CHICAGO RAWHIDE SCOTSEAL REAR OIL SEALS			STD
426-074	HALDEX LONG STROKE 1-DRIVE AXLE SPRING PARKING CHAMBERS			STD
428-002	MERITOR AUTOMATIC REAR SLACK ADJUSTERS			STD
Rear Suspension				
622-218	AIRLINER 40,000# EXTRA DUTY REAR SUSPENSION		190	\$2,207.00
621-007	AIRLINER HIGH POSITION RIDE HEIGHT			N/C
431-005	AXLE SEATS WITH RETAINERS			N/C
624-016	51" AXLE SPACING			N/C
888-006	MANUAL DUMP VALVE FOR AIR SUSPENSION WITH INDICATOR LIGHT, GAUGE AND BUZZER	10		\$168.00
910-001	SINGLE AIR REAR SUSPENSION LEVELING VALVE			N/C
623-002	TRANSVERSE CONTROL RODS			N/C
439-005	REAR SHOCK ABSORBERS - TWO AXLES (TANDEM) (AIR RIDE SUSPENSION)			N/C
Brake System				
490-100	WABCO 4S/4M ABS WITHOUT TRACTION CONTROL ENHANCEMENT			STD
871-001	REINFORCED NYLON, FABRIC BRAID AND WIRE BRAID CHASSIS AIR LINES			STD
412-001	STANDARD BRAKE SYSTEM VALVES			STD
432-003	RELAY VALVE WITH 5-8 PSI CRACK PRESSURE NO REAR PROPORTIONING VALVE			STD
480-047	BW AD-IS (DRM) BRAKE LINE AIR DRYER WITH SHIELD, HEATER AND INTEGRAL RESERVOIR			STD
460-001	STEEL AIR BRAKE RESERVOIRS			STD
477-011	PETCOCK DRAIN VALVES ON ALL AIR TANK(S)			STD
Trailer Connections				
481-003	12' STRAIGHT TRAILER AIR HOSE			STD
476-002	36" STAINLESS STEEL SLIDE BAR WITH SPRING TYPE AIR HOSE HANGER	2		\$52.00
484-006	COMBINATION DUMMY GLADHANDS AND LIGHT PLUG HOLDER			STD
296-010	PRIMARY CONNECTOR/RECEPTACLE CENTER PIN POWERED THROUGH IGNITION			STD



Prepared for:
 GLEN CHRISTENSEN
 CHRISTENSEN FARMS
 121 FIRST AVE SOUTH
 SLEEPY EYE, MN 56085
 Phone: 794-5310



Prepared by:
 Don Neeb
 WESTMAN FREIGHTLINER, INC.
 2200 4TH AVE. NORTH
 MANKATO, MN 56001
 Phone: 507-625-4118

Data Code	Description	Weight Front	Weight Rear	Retail Price
297-027	SAE J560 7-WAY PRIMARY TRAILER CABLE RECEPTACLE MOUNTED LOWER LH BACK OF CAB			N/C
310-002	12' DETACHABLE STRAIGHT PRIMARY TRAILER ELECTRICAL CABLE WITH SAE J560 CONNECTOR			STD
Wheelbase & Frame				
545-482	4825MM (190") WHEELBASE			N/C
546-099	9/32" X 3-7/16 X 10-1/16" STEEL FRAME (7.14MM X 255.6MM/.281" X 10.06") 120KSI	200	-50	\$440.00
552-026	1425MM (56") REAR FRAME OVERHANG			N/C
553-002	FLANGED TAPERED END OF FRAME			STD
572-001	STANDARD REARMOST CROSSMEMBER			STD
565-002	HEAVY DUTY SUSPENSION CROSSMEMBER			N/C
Chassis Equipment				
674-001	LH BACK OF CAB ACCESS			STD
592-053	14" (350MM) DECK PLATE FLUSH MOUNTED BETWEEN RAILS			STD
* 556-105	14.5" HENDRICKSON AERO CLAD BUMPER STAINLESS STEEL CLAD ALUMINUM	-20		\$510.00
558-001	FRONT TOW HOOKS - FRAME MOUNTED			STD
585-1AJ	BETTS B-7 STAINLESS STEEL MUDFLAP BRACKETS		10	\$97.00
590-001	BLACK MUDFLAPS			STD
586-015	FRONT ANTI-SPRAY CAB MOUNTED MUDFLAPS			STD
551-002	HUCK-SPIN ROUND COLLAR CHASSIS FASTENERS			STD
Fifth Wheel				
578-1D7	FONTAINE NO-SLACK II 7000 SERIES 7A36 STATIONARY INTEGRAL ANGLE FIFTH WHEEL WITH CAST TOP PLATE		-180	(\$183.00)
577-305	5TH WHEEL 305MM(12.0")AHEAD OF SUSP C/L			N/C
580-001	ADDITIONAL 5TH WHEEL DRILLINGS @ 2", 4" 6" FORE AND AFT OF BOLT DOWN POSITION		10	\$46.00
582-007	184MM (7.25") FIFTH WHEEL HEIGHT			N/C
579-004	SIDE RIGHT FIFTH WHEEL RELEASE			N/C
Fuel Tanks				
206-998	NO RH FUEL TANK	-105	-20	N/C
204-158	120 GALLON/453 LITER ALUMINUM FUEL TANK - LH	115	20	\$109.00
218-001	23" DIAMETER FUEL TANK(S)			STD
215-005	PLAIN ALUMINUM/PAINTED STEEL FUEL/HYDRAULIC TANK(S) WITH PAINTED BANDS			STD
212-007	FUEL TANK(S) FORWARD			STD
997-001	FUEL TANK STEP(S): ONE SIDE			STD
664-001	PLAIN STEP FINISH			STD



Prepared for:
 GLEN CHRISTENSEN
 CHRISTENSEN FARMS
 121 FIRST AVE SOUTH
 SLEEPY EYE, MN 56085
 Phone: 794-5310




Prepared by:
 Don Neeb
 WESTMAN FREIGHTLINER, INC.
 2200 4TH AVE. NORTH
 MANKATO, MN 56001
 Phone: 507-625-4118

Data Code	Description	Weight Front	Weight Rear	Retail Price
205-001	FUEL TANK CAP(S)			STD
122-1BD	DAVCO 382 FUEL/WATER SEPARATOR WITH 12V HEAT AND THERMATIC CONTROL	10		\$601.00
216-020	EQUIFLO INBOARD FUEL SYSTEM			STD
202-003	REINFORCED NYLON FUEL HOSE			STD
221-001	FUEL COOLER			STD
Tires				
514-021	11R22.5 14 PLY RADIAL FRONT TIRES			N/C
093-0M7	MICHELIN XZA3 11R22.5 14 PLY RADIAL FRONT TIRES	20		\$174.00
516-021	11R22.5 14 PLY RADIAL REAR TIRES			N/C
094-0N3	MICHELIN XDA3 11R22.5 14 PLY RADIAL REAR TIRES		128	\$864.00
Hubs				
418-018	CONMET PRE-SET BEARING ALUMINUM FRONT HUBS			STD
450-001	CONMET ALUMINUM REAR HUBS			STD
Wheels				
502-506	ACCURIDE 29644A 22.5X8.25 10-HUB PILOT ALUMINUM FRONT WHEELS	-70		\$540.00
505-411	ACCURIDE 28408 22.5X8.25 10-HUB PILOT 2-HAND STEEL DISC REAR WHEELS			STD
524-001	POLISHED FRONT WHEELS (OUTSIDE ONLY)			\$70.00
Cab Exterior				
829-008	120" CONVENTIONAL CAB			STD
682-998	NO SLEEPER BOX/SLEEPERCAB			N/C
783-006	CAB/SLEEPER SIDE EXTENDERS 102" 18/0	25	30	\$811.00
650-008	AIR CAB MOUNTS			STD
648-002	NONREMOVABLE BUGSCREEN MOUNTED BEHIND GRILLE			\$85.00
678-003	LH/RH INTERIOR GRAB HANDLES			STD
646-010	CHROME GRILLE WITH INTEGRAL SURROUND			STD
644-033	SHEET MOLDED COMPOUND HOOD			STD
690-010	HOOD AND TUNNEL/FIREWALL PREMIUM NOISE ABATEMENT AND INSULATION			STD
727-066	DUAL 26" RECTANGULAR POLISHED ALUMINUM AIR HORNS	4		\$145.00
726-001	SINGLE ELECTRIC HORN			STD
728-002	DUAL HORN SHIELDS			N/C
657-001	ALL LOCKS KEYED THE SAME			STD




Prepared for:
 GLEN CHRISTENSEN
 CHRISTENSEN FARMS
 121 FIRST AVE SOUTH
 SLEEPY EYE, MN 56085
 Phone: 794-5310




Prepared by:
 Don Neeb
 WESTMAN FREIGHTLINER, INC.
 2200 4TH AVE. NORTH
 MANKATO, MN 56001
 Phone: 507-625-4118

Data Code	Description	Weight Front	Weight Rear	Retail Price
312-038	INTEGRAL HEADLIGHT/MARKER ASSEMBLY WITH CHROME BEZEL			STD
* 302-047	LED MARKER LIGHTS			\$97.00
311-001	DAYTIME RUNNING LIGHTS			\$102.00
294-002	TRUCKLITE 40 STOP/TAILO WITH SEPARATE BACKUP LIGHTS GROMMET MOUNTED		5	\$59.00
300-015	STANDARD FRONT TURN SIGNAL LAMPS			STD
318-003	(1) UTILITY LIGHT FLUSH MOUNTED LH BACK OF CAB/SLEEPER	3		\$52.00
744-1BB	DUAL BRIGHT HEATED WEST COAST MIRRORS WITH RH REMOTE	2		\$313.00
797-001	DOOR MOUNTED MIRRORS			STD
796-001	102" EQUIPMENT WIDTH			STD
743-204	LH/RH 8" BRIGHT FINISH CONVEX MIRRORS MOUNTED UNDER PRIMARY MIRRORS			N/C
74A-001	RH DOWN VIEW MIRROR			STD
729-001	STANDARD SIDE/REAR REFLECTORS			STD
73A-002	REAR REFLECTIVE DEVICE			STD
764-002	STAINLESS STEEL EXTERIOR SUN VISOR	12		\$701.00
768-032	20"X36" TINTED REAR WINDOW	10		\$32.00
661-004	TINTED DOOR GLASS LH AND RH WITH TINTED OPERATING WING WINDOWS			STD
654-006	RH ELECTRIC AND LH MANUAL WINDOWS	2		\$446.00
769-001	LOWER RH DOOR WINDOW			STD
663-014	TWO-PIECE TINTED CURVED BONDED WINDSHIELD			STD
659-007	8 LITER WINDSHIELD WASHER RESERVOIR WITHOUT FLUID LEVEL INDICATOR			STD
647-001	WHITE WINTERFRONT	2		\$70.00
Cab Interior				
707-1CG	OPAL GRAY HERITAGE VINYL INTERIOR			\$510.00
706-043	VINYL/CARPET DOOR TRIM WITH ADDITIONAL ARCTIC SEAL PACKAGE			STD
708-043	VINYL/CARPET DOOR TRIM WITH ADDITIONAL ARCTIC SEAL PACKAGE			STD
772-022	CAB BLACK FLOOR MATS WITH PREMIUM NOISE ABATEMENT AND INSULATION			STD
785-007	DASH MOUNTED ASH TRAY AND LIGHTER, DRIVER SIDE			STD
691-001	FORWARD ROOF MOUNTED CONSOLE			STD
694-002	FORWARD WASTE BIN MOUNTED BENEATH THE DASH			STD



Prepared for:
 GLEN CHRISTENSEN
 CHRISTENSEN FARMS
 121 FIRST AVE SOUTH
 SLEEPY EYE, MN 56085
 Phone: 794-5310



Prepared by:
 Don Neeb
 WESTMAN FREIGHTLINER, INC.
 2200 4TH AVE. NORTH
 MANKATO, MN 56001
 Phone: 507-625-4118

Data Code	Description	Weight Front	Weight Rear	Retail Price
693-019	LH/RH DOOR STORAGE POCKETS INTEGRATED INTO MOLDED DOOR PANELS			STD
741-019	COAT HOOK(S) IN CAB			STD
738-012	ANALOG CLOCK IN OVERHEAD CONSOLE			\$45.00
742-007	(2) CUP HOLDERS LH AND RH DASH			STD
700-014	HEATER, DEFROSTER AND AIR CONDITIONER WITH CONSTANT OUTLET TEMPERATURE CONTROL			STD
701-002	HVAC DUCTING WITH MAIN FRESH AIR FILTER			STD
703-005	MAIN HVAC CONTROLS WITH RECIRCULATION SWITCH			STD
170-015	STANDARD HEATER PLUMBING			STD
130-003	SANDEN COMPACT AIR CONDITIONER COMPRESSOR			STD
698-001	RADIATOR MOUNTED AIR CONDITIONER CONDENSER			STD
702-002	BINARY CONTROL, R-134A			STD
739-023	CAB PREMIUM NOISE ABATEMENT AND INSULATION			STD
285-005	AUTO SELF-RESET CIRCUIT BREAKERS AND FUSES			\$91.00
280-007	12V NEGATIVE GROUND ELECTRICAL SYSTEM			STD
324-048	DOOR ACTIVATED DOME/RED MAP LIGHT, OVER EACH DOOR			STD
655-001	CAB DOOR LATCHES WITH MANUAL DOOR LOCKS			STD
756-233	BOSTROM HIGH BACK FOUR-CHAMBER AIR LUMBAR DRIVER SEAT			STD
760-097	BOSTROM HIGH BACK NON-SUSPENSION ERGONOMIC CUSHION PASSENGER SEAT			STD
759-007	ARMREST DRIVER DUAL - NO PASSENGER SEAT ARMREST	4		\$86.00
* 758-025	MORDURA GRAY CLOTH SEAT COVER, DRIVER			\$94.00
761-036	VINYL WITH VINYL INSERT PASSENGER SEAT			STD
763-011	3 POINT ADJUSTABLE D-RING RETRACTOR DRIVER AND PASSENGER SEAT BELTS			STD
532-002	ADJUSTABLE TILT AND TELESCOPING STEERING COLUMN			STD
540-015	4-SPOKE 18" (450MM) LK CHARCOAL STEERING WHEEL			STD
765-002	DRIVER/PASSENGER INTERIOR SUN VISORS			STD
Instruments & Controls				
017-058	COLUMBIA STANDARD GAUGE PACKAGE			STD
870-002	BRIGHT ARGENT FINISH GAUGE BEZELS			\$111.00
732-014	THUNDER GRAY INSTRUMENT PANEL-DRIVER			STD



Prepared for:
 GLEN CHRISTENSEN
 CHRISTENSEN FARMS
 121 FIRST AVE SOUTH
 SLEEPY EYE, MN 56085
 Phone: 794-5310




Prepared by:
 Don Neeb
 WESTMAN FREIGHTLINER, INC.
 2200 4TH AVE. NORTH
 MANKATO, MN 56001
 Phone: 507-625-4118

Data Code	Description	Weight Front	Weight Rear	Retail Price
734-008	THUNDER GRAY CENTER INSTRUMENT PANEL			STD
486-001	LOW AIR PRESSURE LIGHT AND BUZZER			STD
838-001	(1) SINGLE BRAKE APPLICATION AIR GAUGE	2		\$50.00
840-002	2" PRIMARY AND SECONDARY AIR PRESSURE GAUGES			STD
198-002	INTAKE MOUNTED AIR RESTRICTION INDICATOR WITH GRADUATIONS			\$11.00
149-017	CRUISE CONTROL-ELECTRONIC ENGINE, WITH SWITCHES ON AUXILIARY GAUGE PANEL (B DASH PANEL)			STD
156-007	KEY OPERATED IGNITION SWITCH AND INTEGRAL START POSITION; 4 POSITION OFF/RUN/START/ACCESSORY			STD
811-024	ICU4 1X7 ODOMETER DISPLAY WITH DIAGNOSTICS, 16 WARNING LAMPS AND DATA LINKED			\$574.00
160-011	DIAGNOSTIC INTERFACE CONNECTOR, 9 PIN, SAE J1587/1708, LOCATED OUTBOARD LH SEAT			STD
844-001	2" ELECTRIC FUEL GAUGE			STD
856-001	ELECTRICAL ENGINE COOLANT TEMPERATURE GAUGE			STD
830-017	ENGINE AND TRIP HOUR METERS INTEGRAL WITHIN DRIVER DISPLAY			N/C
852-002	ELECTRIC ENGINE OIL PRESSURE GAUGE			STD
679-001	OVERHEAD INSTRUMENT PANEL			STD
746-1AH	F/L XTA-2400 AM/FM/WB CD RADIO BY DELPHI	10		\$649.00
747-001	DASH MOUNTED RADIO			N/C
750-012	(4) RADIO SPEAKERS - (2) IN EACH DOOR			N/C
748-014	COBRA 29LTDST CB RADIO - FACTORY INSTALLED	5		\$373.00
749-001	ROOF/OVERHEAD CONSOLE CB RADIO PROVISION WITH FACE PLATE			STD
752-018	MULTI-BAND AM/FM/WB/CB DUAL MIRROR MOUNTED ANTENNA SYSTEM			STD
810-027	ELECTRONIC MPH SPEEDOMETER WITH SECONDARY KPH SCALE, WITHOUT ODOMETER			STD
812-001	ELECTRONIC TACHOMETER 3000 RPM			STD
162-002	IGNITION SWITCH CONTROLLED ENGINE STOP			STD
329-006	ONE EXTRA SWITCH IN DASH WITH INDICATOR LAMP WITH WIRE TO CHASSIS AT BACK OF CAB/SLEEPER			\$72.00
482-001	BW TRACTOR PROTECTION VALVE			STD
883-001	TRAILER BRAKE VALVE, HAND CONTROL			STD
842-001	2" TURBO AIR PRESSURE GAUGE	2		\$51.00
836-005	VOLTMETER WITH "NO CHARGE" INDICATOR LIGHT			\$11.00



Prepared for:
 GLEN CHRISTENSEN
 CHRISTENSEN FARMS
 121 FIRST AVE SOUTH
 SLEEPY EYE, MN 56085
 Phone: 794-5310



Prepared by:
 Don Neeb
 WESTMAN FREIGHTLINER, INC.
 2200 4TH AVE. NORTH
 MANKATO, MN 56001
 Phone: 507-625-4118

Data Code	Description	Weight Front	Weight Rear	Retail Price
660-008	SINGLE ELECTRIC WINDSHIELD WIPER MOTOR WITH DELAY			STD
304-003	MARKER LIGHT/HEADLIGHT SWITCH WITH SEPARATE INTERRUPTER FOR CLEARANCE LIGHTS			STD
882-004	TWO VALVE PARKING BRAKE SYSTEM WITH WARNING INDICATOR			STD
299-005	GROTE TURN SIGNAL SWITCH WITH DIMMER			STD
Design				
065-000	PAINT: ONE SOLID COLOR			\$589.00
Color				
980-612	CAB COLOR A: L3781EB VIPER RED ELITE BC			N/C
986-020	BLACK, HIGH SOLIDS POLYURETHANE CHASSIS PAINT			STD
966-970	VENDOR WHITE REAR WHEELS/RIMS			STD
Certification / Compliance				
996-001	U.S. CERTIFICATION			N/C

TOTAL VEHICLE SUMMARY

Adjusted List Price


Weight Summary

Total Weight ⁺	
Front Weight Total	7393 LBS
Rear Weight Total	6917 LBS
Total Weight	14310 LBS


ITEMS NOT INCLUDED IN ADJUSTED LIST PRICE

Other Factory Charges

RMS-001	RAW MATERIAL SURCHARGE	\$1,800.00
PMP-204	2002/2004 ENGINE EMISSIONS ESCALATOR	\$2,800.00
	DELIVERY & ORDER PROCESSING CHARGE	\$1,425.00



Prepared for:
GLEN CHRISTENSEN
CHRISTENSEN FARMS
121 FIRST AVE SOUTH
SLEEPY EYE, MN 56085
Phone: 794-5310



Prepared by:
Don Neeb
WESTMAN FREIGHTLINER, INC.
2200 4TH AVE. NORTH
MANKATO, MN 56001
Phone: 507-625-4118


(+) Weights shown are estimates only.

If weight is critical, contact sales application engineering.

(**) Prices shown do not include taxes, fees, etc... "Net Equipment Selling Price" is located on the Quotation Details Proposal Report.

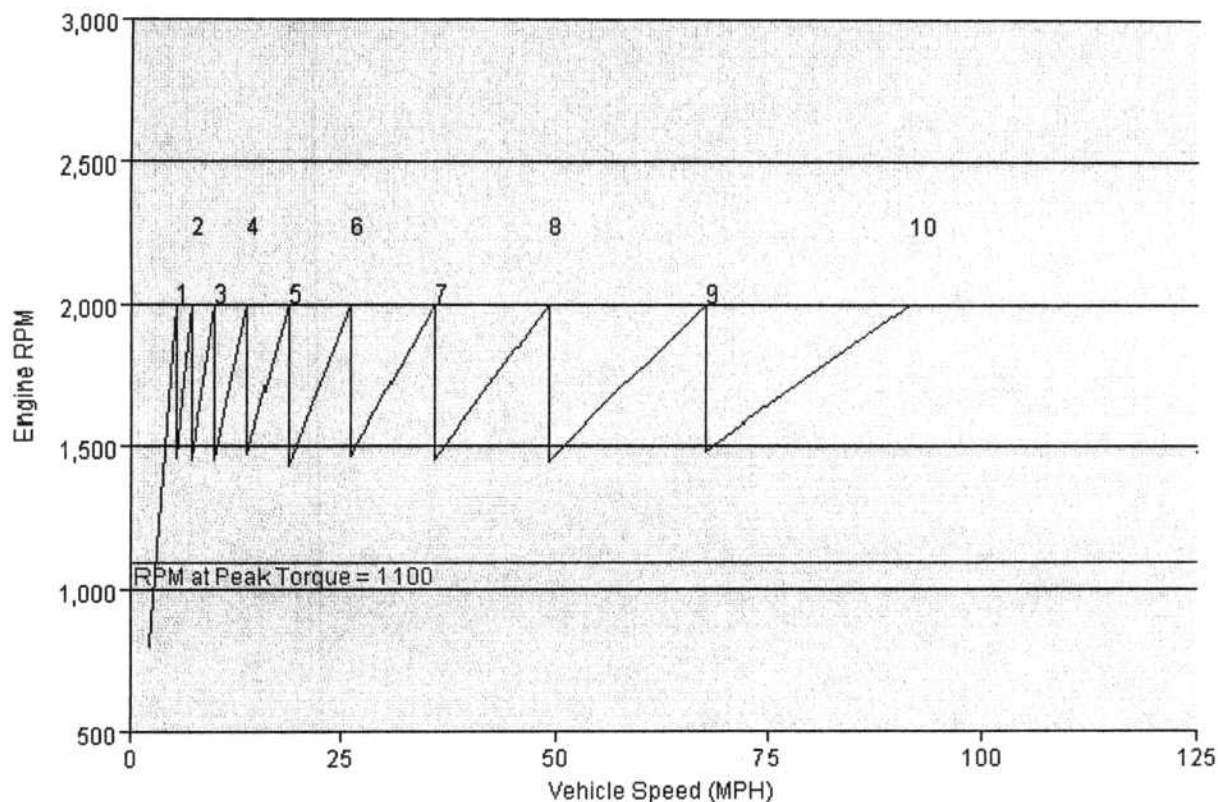


Prepared for:
GLEN CHRISTENSEN
CHRISTENSEN FARMS
121 FIRST AVE SOUTH
SLEEPY EYE, MN 56085
Phone: 794-5310




Prepared by:
Don Neeb
WESTMAN FREIGHTLINER, INC.
2200 4TH AVE. NORTH
MANKATO, MN 56001
Phone: 507-625-4118

SHIFT CHART



VEHICLE SPECIFICATIONS SUMMARY - SHIFT CHART

Model CL120
Cab Size (829)..... 120" CONVENTIONAL CAB
Desired Cruise Speed (mph)..... 0.0
Engine (101)..... MBE4000-450 12.8L 450 HP @ 1900 RPM, 2000 GOV RPM; 1550 LB/FT @ 1100 RPM
RPM at Peak Torque 1100
Governed RPM 2000



Prepared for:
 GLEN CHRISTENSEN
 CHRISTENSEN FARMS
 121 FIRST AVE SOUTH
 SLEEPY EYE, MN 56085
 Phone: 794-5310




Prepared by:
 Don Neeb
 WESTMAN FREIGHTLINER, INC.
 2200 4TH AVE. NORTH
 MANKATO, MN 56001
 Phone: 507-625-4118


Transmission (342).....EATON FULLER FRO-15210C TRANSMISSION
 Gear Ratio: LLN/A
 Gear Ratio: LN/A
 Gear Ratio: 112.69
 Gear Ratio: 29.29
 Gear Ratio: 36.75
 Gear Ratio: 44.9
 Gear Ratio: 53.62
 Gear Ratio: 62.59
 Gear Ratio: 71.9
 Gear Ratio: 81.38
 Gear Ratio: 91
 Gear Ratio: 100.74
 Gear Ratio: 11N/A
 Gear Ratio: 12N/A
 Gear Ratio: 13N/A
 Gear Ratio: 14N/A
 Gear Ratio: 15N/A
 Gear Ratio: 16N/A
 Gear Ratio: 17N/A
 Gear Ratio: 18N/A
 Rear Axle (420)RT-40-145 R-SERIES TANDEM REAR AXLE @ 40,000#
 Number of Speeds1
 Rear Axle Gear Ratio(s)3.58 REAR AXLE RATIO
 Rear Tires (094)MICHELIN XDA3 11R22.5 14 PLY RADIAL REAR TIRES
 Revolutions per Mile495

TABLE SUMMARY - SHIFT CHART

Transmission Gear	Transmission Gear Ratio	Rear Axle Ratio	Overall Gear Ratio	Percent Split	RPM After Shift	MPH at Peak Torque RPM	MPH at Governed
1	12.69	3.58	45.43	N/A	800	2.9	5.3
2	9.29	3.58	33.26	36.6	1464	4.0	7.3
3	6.75	3.58	24.16	37.6	1453	5.5	10.0
4	4.90	3.58	17.54	37.8	1452	7.6	13.8
5	3.62	3.58	12.96	35.4	1478	10.3	18.7
6	2.59	3.58	9.27	39.8	1431	14.4	26.1
7	1.90	3.58	6.80	36.3	1467	19.6	35.6
8	1.38	3.58	4.94	37.7	1453	27.0	49.1
9	1.00	3.58	3.58	38.0	1449	37.2	67.7
10	0.74	3.58	2.65	35.1	1480	50.3	91.5

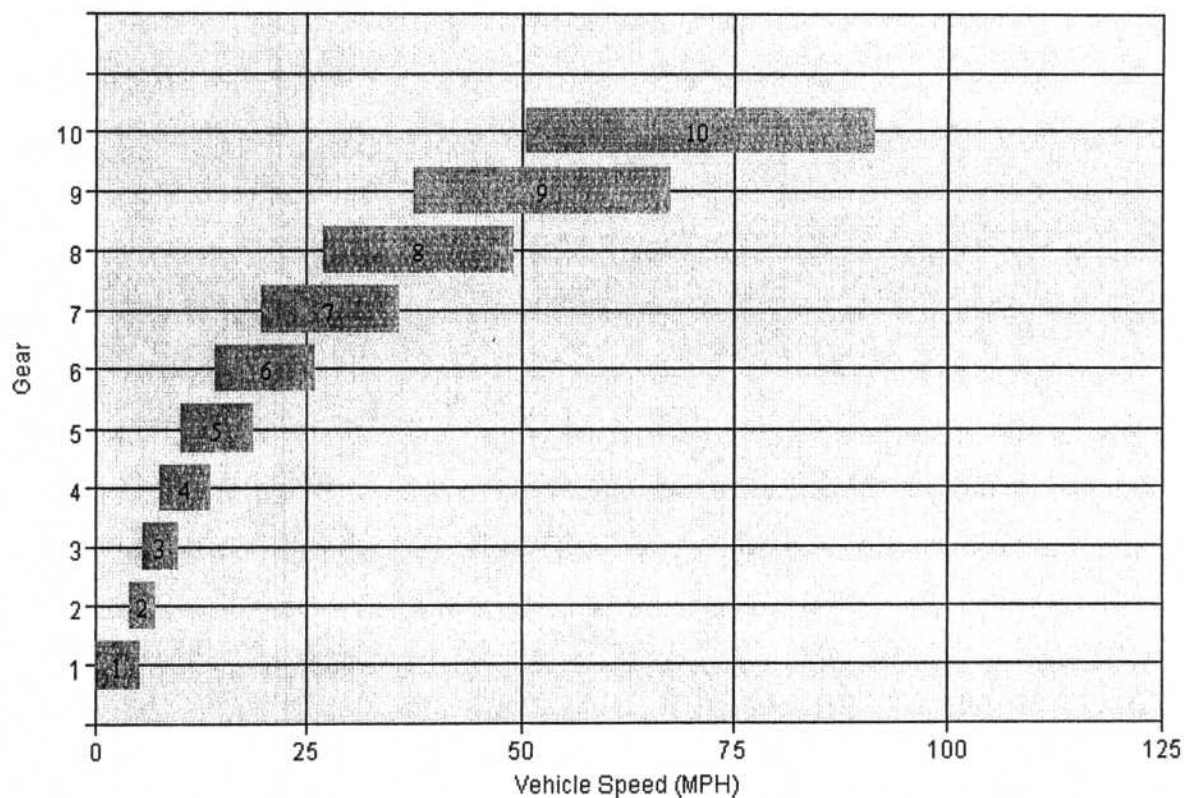


Prepared for:
GLEN CHRISTENSEN
CHRISTENSEN FARMS
121 FIRST AVE SOUTH
SLEEPY EYE, MN 56085
Phone: 794-5310



Prepared by:
Don Neeb
WESTMAN FREIGHTLINER, INC.
2200 4TH AVE. NORTH
MANKATO, MN 56001
Phone: 507-625-4118

OPERATING RANGE




VEHICLE SPECIFICATIONS SUMMARY - OPERATING RANGE

Model CL120
Cab Size (829)..... 120" CONVENTIONAL CAB
Desired Cruise Speed (mph)..... 0.0
Engine (101)..... MBE4000-450 12.8L 450 HP @ 1900 RPM, 2000 GOV RPM; 1550 LB/FT @ 1100 RPM
RPM at Peak Torque 1100
Governed RPM 2000



Prepared for:
 GLEN CHRISTENSEN
 CHRISTENSEN FARMS
 121 FIRST AVE SOUTH
 SLEEPY EYE, MN 56085
 Phone: 794-5310



Prepared by:
 Don Neeb
 WESTMAN FREIGHTLINER, INC.
 2200 4TH AVE. NORTH
 MANKATO, MN 56001
 Phone: 507-625-4118


Transmission (342).....EATON FULLER FRO-15210C TRANSMISSION
 Gear Ratio: LLN/A
 Gear Ratio: LN/A
 Gear Ratio: 112.69
 Gear Ratio: 29.29
 Gear Ratio: 36.75
 Gear Ratio: 44.9
 Gear Ratio: 53.62
 Gear Ratio: 62.59
 Gear Ratio: 71.9
 Gear Ratio: 81.38
 Gear Ratio: 91
 Gear Ratio: 100.74
 Gear Ratio: 11N/A
 Gear Ratio: 12N/A
 Gear Ratio: 13N/A
 Gear Ratio: 14N/A
 Gear Ratio: 15N/A
 Gear Ratio: 16N/A
 Gear Ratio: 17N/A
 Gear Ratio: 18N/A
 Rear Axle (420)RT-40-145 R-SERIES TANDEM REAR AXLE @ 40,000#
 Number of Speeds1
 Rear Axle Gear Ratio(s)3.58 REAR AXLE RATIO
 Rear Tires (094)MICHELIN XDA3 11R22.5 14 PLY RADIAL REAR TIRES
 Revolutions per Mile495

TABLE SUMMARY - OPERATING RANGE

Transmission Gear	Transmission Gear Ratio	Rear Axle Ratio	Overall Gear Ratio	Minimum Speed (MPH)	Maximum Speed (MPH)
1	12.69	3.58	45.43	0	5.3
2	9.29	3.58	33.26	4.0	7.3
3	6.75	3.58	24.16	5.5	10.0
4	4.90	3.58	17.54	7.6	13.8
5	3.62	3.58	12.96	10.3	18.7
6	2.59	3.58	9.27	14.4	26.1
7	1.90	3.58	6.80	19.6	35.6
8	1.38	3.58	4.94	27.0	49.1
9	1.00	3.58	3.58	37.2	67.7
10	0.74	3.58	2.65	50.3	91.5

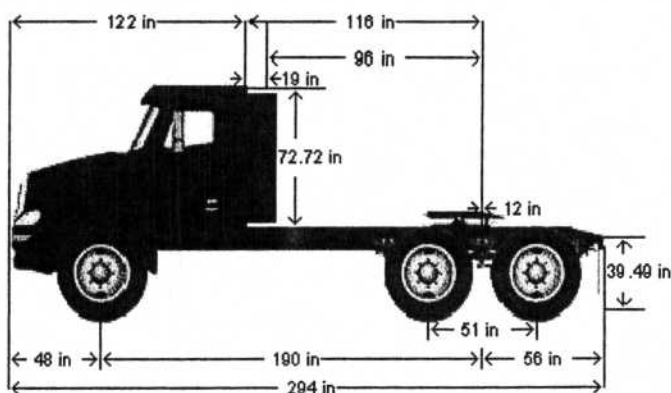


Prepared for:
GLEN CHRISTENSEN
CHRISTENSEN FARMS
121 FIRST AVE SOUTH
SLEEPY EYE, MN 56085
Phone: 794-5310



Prepared by:
Don Neeb
WESTMAN FREIGHTLINER, INC.
2200 4TH AVE. NORTH
MANKATO, MN 56001
Phone: 507-625-4118

DIMENSIONS



VEHICLE SPECIFICATIONS SUMMARY - DIMENSIONS

Model CL120
Wheelbase (545) 4825MM (190") WHEELBASE
Rear Frame Overhang (552) 1425MM (56") REAR FRAME OVERHANG
Fifth Wheel (578) FONTAINE NO-SLACK II 7000 SERIES 7A36 STATIONARY INTEGRAL ANGLE FIFTH WHEEL WITH CAST TOP PLATE
Mounting Location (577) 5TH WHEEL 305MM(12.0") AHEAD OF SUSP C/L



Prepared for:
 GLEN CHRISTENSEN
 CHRISTENSEN FARMS
 121 FIRST AVE SOUTH
 SLEEPY EYE, MN 56085
 Phone: 794-5310



Prepared by:
 Don Neeb
 WESTMAN FREIGHTLINER, INC.
 2200 4TH AVE. NORTH
 MANKATO, MN 56001
 Phone: 507-625-4118


Maximum Forward Position (in)..... 12
 Maximum Rearward Position (in)..... 12
 Amount of Slide Travel (in)..... 0
 Slide Increment (in)..... 0
 Desired Slide Position (in)..... 12.0
 Cab Size (829)..... 120" CONVENTIONAL CAB
 Sleeper (682)..... NO SLEEPER BOX/SLEEPER CAB
 Exhaust System (016)..... CAB/FRAME MOUNTED VERTICAL, SINGLE EXHAUST

TABLE SUMMARY - DIMENSIONS

Dimensions	Inches
Bumper to Back of Cab (BBC)	122.2
Bumper to Centerline of Front Axle (BA)	47.8
Back of Cab to Centerline of Rear Axle(s) (CA)	115.6
Effective Back of Cab to Centerline of Rear Axle(s) (Effective CA)	96.2
Back of Cab Protrusions (Exhaust Intake) (CP)	12.8
Back of Cab Protrusions (Side Extenders/Trim Tab) (CP)	19.4
Back of Cab Clearance (CL)	19.4
Back of Cab to End of Frame	171.6
Cab Height (CH)	72.7
Fifth Wheel to Centerline of Rear Axle(s) (FW)	12.0
Wheelbase (WB)	190.0
Frame Overhang (OH)	56.0
Overall Length (OAL)	293.8
Rear Axle Spacing	51.0
Unladen Frame Height at Centerline of Rear Axle	39.5




Prepared for:
GLEN CHRISTENSEN
CHRISTENSEN FARMS
121 FIRST AVE SOUTH
SLEEPY EYE, MN 56085
Phone: 794-5310




Prepared by:
Don Neeb
WESTMAN FREIGHTLINER, INC.
2200 4TH AVE. NORTH
MANKATO, MN 56001
Phone: 507-625-4118

Rear Suspension Ride Height (621)..... AIRLINER HIGH POSITION RIDE HEIGHT
Axle C/L to Bottom of Frame (in)..... 8.476
Rear Tires (094) MICHELIN XDA3 11R22.5 14 PLY RADIAL REAR TIRES
Unladen Radius (in) 20.95
Fifth Wheel (578) FONTAINE NO-SLACK II 7000 SERIES 7A36 STATIONARY INTEGRAL ANGLE FIFTH WHEEL WITH CAST
TOP PLATE
Requested Min Height (in) 46.9
Requested Max Height (in) 48.9
Fifth Wheel Leg Height (582) 184MM (7.25") FIFTH WHEEL HEIGHT



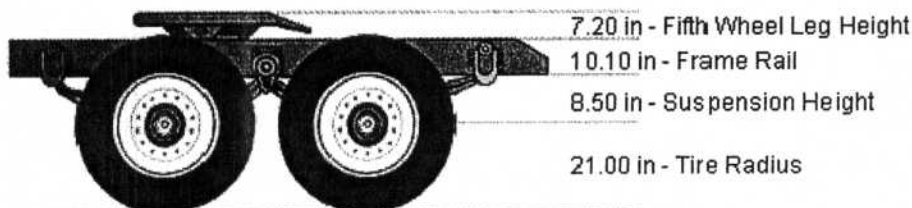
Prepared for:
GLEN CHRISTENSEN
CHRISTENSEN FARMS
121 FIRST AVE SOUTH
SLEEPY EYE, MN 56085
Phone: 794-5310



Prepared by:
Don Neeb
WESTMAN FREIGHTLINER, INC.
2200 4TH AVE. NORTH
MANKATO, MN 56001
Phone: 507-625-4118

UNLADEN FRAME HEIGHT

Unladen Height	Requested	Calculated
Fifth Wheel (in)	46.90 to 48.90	46.70
Frame (in)	N/A	39.50



VEHICLE SPECIFICATIONS SUMMARY - UNLADEN FRAME HEIGHT

Model CL120
Cab Size (829) 120" CONVENTIONAL CAB
Frame Rails (546) 9/32" X 3-7/16 X 10-1/16" STEEL FRAME (7.14MM X 255.6MM/.281" X 10.06") 120KSI(546)
Web Height (in) 10.0625
Flange Thickness (in) 0.28125
Rear Suspension (622) AIRLINER 40,000# EXTRA DUTY REAR SUSPENSION

